

WELCOME TO 11P'S NEWSLETTER

Hello

Welcome to 11P's newsletter! We have been learning about print media this half term and to finish the topic, we decided to become journalists and create a newsletter. We have all written an article on a different subject. We hope you enjoy it!

Horse riding at WFS by Brad and Jayden

When you arrive at the stables you must wear riding boots and your hat. Your first job is to groom the horses. We do this by brushing down the horse's fur and mane. It is important to ensure the reins and the saddle are fitted correctly. You are then ready to go on a hack. The staff at the stables are friendly and helpful if you are nervous. You must stay calm and quiet around the horses. If you are lucky enough to go horse riding, you might meet these horses.



Photography by Michael

When you want to take a great photo, the first thing is you need to find something to take a photo of. If it is big, you need to change the lens to a small one. Look in the camera. If it is still too big, zoom out so you can see it all in the screen. Press the silver button half way until you hear a beep then press it fully. You have taken your picture!

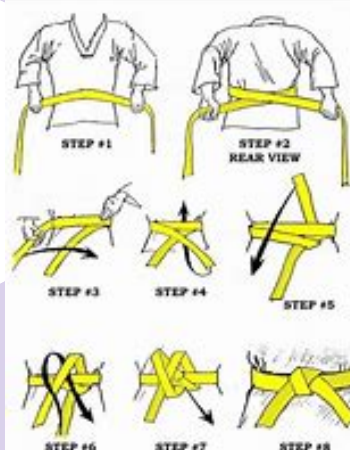


Top tips

If you are taking a photo at a wedding and it is too dark to see, put the flash on and then you will see more clearly.

If you are outside in the wind and you can't take the photo because you are moving, use a tripod.

HOW TO TIE YOUR BELT



Taekwondo by Sammy

Taekwondo was founded on 11th April 1955 in North Korea by Choi Hong Hi 9th Dan.

Here are some facts. Taekwondo is a martial art involving punching and kicking, with emphasis on head heights. The belts are : white, orange stripe, orange, purple stripe, purple, blue stripe, blue, green stripe, green, green with gold stripe, brown stripe, brown, brown with gold stripe and finally black belt.

Tying your belt

Fold it in half, put it on your waist. Put one side under the belt, pull it and put a loop in it. Pull and you are done!



Getting ready for your next steps by Aimee

Getting ready for college can be tricky. If you're not sure what to do, this article is for you.

- Visit a college that is local to you (e.g. Kidderminster College, HOW college.)
- Look on college websites and see what courses are available to you.
- Know what mark you are expected to achieve in your accreditation. Different courses will want different levels.
- Find out when open days are, so you can visit.
- Ask your parent/carer to take you to open days
- Take your EHCP with you to the open days.



Music by Elisha

Top 5 songs for teenagers

Die For You
Flowers
Kill Bill
Boy's A Liar
Escapism

Our favourite artist

Lauren Spencer-Smith

Born 28th September 2003
Canadian singer/songwriter
Appeared on 18th season of American Idol

Songs: Some you LOved
Best Friend Break Up



Soap Spoilers By Emma



Do you want to know what is coming up in your favourite soap?

Emmerdale

Is Gabby PREGNANT with Nicky's baby?

Coronation Street


Amy reports Aaron Sandford to the police.

Hollyoaks

Eric Foster's fate is revealed. Diane worries about Tony's health.

Eastenders

Rocky's secret wife Jo returns.



Transitioning from Year 10 to Year 11 by Kyle

Year 11 is the final year in school, before your child moves to Sixth Form or college, training or apprenticeships.. Here are top 5 tips about life in Year 11.

- Your child may build an accreditation portfolio of work.
- All of the work must be to the exam board moderator's standard.
- Lessons will mean your child moves to lots of different teachers for different subjects.
- Your child will be expected to visit colleges and different Post 16 education with you.
- Your child will learn more independent living skills such as cooking, cleaning and developing our social skills.


PROGRESS...



Internet Safety by Sam

The internet is amazing! You can chat with your friends, research different topics and keep in touch with people in different countries, but do you know how to keep yourself safe online? Here is my advice:

- ALWAYS be kind online.
- Only be friends with people you know in real life.
- Do not accept any follow or friend requests from people you do not know.
- If you see something online you do not like, report it or block it!
- Do not add people on social media or games you do not know in real life.
- Do not share other people's details without their permission.
- If someone uses your username or adds you to a group or games that you don't want to be part of, report them to CEOP or the police.
- Spend time off your screens and spend time with your family and friends, or even better, outside.



THANK YOU SO MUCH FOR READING OUR NEWSLETTER.
WE WORKED VERY HARD ON RESEARCHING OUR TOPICS
AND THEN EDITING AND REDRAFTING OUR WORK.

HAVE A HAPPY EASTER!

FROM IIP

