

# Newsletter Friday 26<sup>th</sup> April 2024

[www.wfs.worcs.sch.uk](http://www.wfs.worcs.sch.uk)

[office@wfs.worcs.sch.uk](mailto:office@wfs.worcs.sch.uk)

## Information for Parents



I can't believe we are nearly in May and hurtling towards the end of another academic year!

You may have noticed that the playgrounds are starting to break up a little and the surfaces are not looking very good, also we have to wade across the one playground when it floods despite lots of people claiming they have fixed the problem. During the summer holiday we are hoping to have some major works done on both playgrounds that pupil's access from the downstairs rooms and dig up and put in proper drainage. Not

only will it make a safe surface but will hopefully provide free flow for classes. Fingers crossed we can get the project sorted.

Sometimes we have to keep the transport gates closed if there is an incident with a child, this is because the safety of the children is our number one priority, but it can cause other buses and taxis to queue down the drive. If you park next to the pavement you need to be prepared to get blocked in. We unfortunately have had some parents getting abusive to transport drivers and making them move - buses and taxis then go over the pedestrian crossing making it unsafe for walkers, the parents then zoom off at speed. Please remember this is a staff car park - Matt on the front gate does an awesome job at trying to find parking spaces for parents. Please be kind and tolerant.

You may have heard in the press that many schools are looking at banning mobile phones. Our policy is;

Following guidance from the DfE 'Mobile Phones in Schools' February 2024, mobile phone usage by pupils is prohibited at Wyre Forest School, this includes the use of smart watches. The exceptions to this rule are:

1. Pupils who travel independently to school and require a mobile phone to keep them safe whilst in the community.
2. Pupils who use mobile devices whilst on school transport to support self-regulation.
3. Sixth form pupils who are preparing for adulthood and life after school.

In these cases, devices must be handed to staff on arrival to school. Class teacher will keep them locked away securely until the end of the school day.

In sixth form pathway, pupil's phones will be kept securely in their lockers. At times, sixth form pupils may be allowed to use their phones under the direction and supervision of staff. Phones must be placed face up on the desk in clear view of staff. Phone cameras and social media must not be used.

These pupils must adhere to the school's acceptable use agreement for mobile phone use.

Phones must not be taken on off-site visits.


The school accepts no responsibility for mobile phones that are lost, damaged or stolen on school premises or transport or while pupils are travelling to and from school.

We spend a long-time teaching pupils how to try and stay safe with mobile phones - they are a fixture of life, so education is the key to keeping our young people safe. If you need any help with putting privacy settings etc on, then contact school and we will try to help.

In addition to this as part of our continuing safeguarding measures parents will not be able to use their phones when they enter the gates to the transport compound or playgrounds. We will be displaying signs. Staff are only allowed to use work phones that we are able to monitor. Thank you for your support with this to keep all our children as safe as possible on school grounds.

## APPLE Class

We would just like to show you how we now use our outdoor area after the new fences were fitted. Apple class are embracing the free flow and it's been nice to bring our indoor learning to outside.



## 10P News

### 10P Design Technology work



Year 10 have completed their clock design in Design Technology. They will be coming home with your child shortly.

Year 11 are in the final stages of completing their accreditation work.

Everyone has worked very hard on their designs.



## PARENT POP IN

**PARENT POP-IN**  
**WFS PARENTS & CARERS**

EVERY MONDAY  
FROM 2PM IN OUR  
FAMILY HUB

COME ALONG TO ACCESS  
SUPPORT AROUND SEND,  
FINANCES, BEHAVIOUR, SLEEP,  
HOUSING, TRANSPORT AND  
MUCH MORE!

THE SUPPORTING FAMILIES TEAM CAN NOW BE  
CONTACTED VIA EMAIL AT  
[SUPPORTINGFAMILIES@WFS.WORCS.SCH.UK](mailto:SUPPORTINGFAMILIES@WFS.WORCS.SCH.UK)



## 6<sup>th</sup> Form Newsletter

Please follow this link and enjoy our 6<sup>th</sup> Form Newsletter

[Friday 26th April 2024 \(cloud.microsoft\)](https://cloud.microsoft.com)

### BEECH Class

Beech class have had a great start to the Summer Term! Lots of time Outdoors and exploring and experiencing new and exciting items and sensory experiences. Everyone is very happy, very engaged and making such wonderful progress that we are so proud of them. Well done Beech Class!



### BIRCH Class

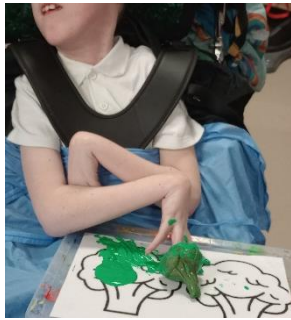
Birch class have enjoyed being doctors in role play this week. Using bandages, plasters and doctors equipment to help their friends who have hurt themselves.



## CEDAR Class

Cedar class are enjoying their new topic, Food Glorious Food. We have made pictures of broccoli from a variety of green tissue paper. We have painted other pictures using broccoli as the painting tool. We explored the shape of the broccoli and had help to keep it on the page. Overall, we decided a sponge was much easier and the preferred tool. We mainly chose green paint for the broccoli, and a few also chose orange and painted the broccoli orange and green! Using different media made everyone happy. Some of us prefer exploring with paint, while others prefer using dry messy materials.

Next, we plan to make rows of carrots using coloured rice and orange paint.



We have signed up to **Butterflies for KEMP!**

KEMP Hospice is encouraging schools to plant eco-friendly wildflower seeds, growing beautiful wildflowers to attract butterflies and other insects into their forest schools or gardens.

We will be planting the seeds during the week beginning Monday 29<sup>th</sup> April.

Please send donations into school during that week if you wish.





## JUNIPER Class

In art lessons Juniper Class are learning about animations. The class enjoyed looking at different types of animations through the years and finding out how the animations were made. Everyone chose their favourite animations and made an ideas board to reflect their choices.

To help pupils understand how animations are moving pictures, pupils have been exploring different ways to make thaumatropes. Pupils designed their own moving images and explored using string and pencils to make the images combine, deciding which method worked the best. Next week everyone is excited to start using iPads to make stop start animations, taking lots of photographs and then putting them together to make a film. Well done Juniper Class- you all deserve an Oscar!



## HAWTHORN Class




This week Hawthorn class have continued to work on their seaside theme. We have used playdough to make crabs and junk modelling to build a lighthouse, as well as tasks linked to stories we have been looking at. We have been identifying who and what doing in pictures and writing a sentence or key word about this.



## POPLAR Class

In P.E. we have had the Worcester Warriors in helping us to work on our throwing and catching. This week we were throwing Rugby balls and practicing our catching. We also have been working on our balancing skills and carrying the balls across the bench.



## WALNUT Class

This week Walnut class have continued to work hard, they have enjoyed taking part in our dance lesson.

In the world about us this week we have talked about fire safety. We then spoke about what things were safe to play with like toy cars and jigsaws, they spoke about things that were not safe to play with like Toasters, and matches.







## Communication Team News

### Advice to Promote Early Language Development

#### Using visuals to support understanding

Some visuals are easier to understand than others such as objects.

Objects are used by all of us. Some people use them without knowing that they are using objects to communicate. Every time you give someone their coat, or pick up the car keys for example, you communicate something to them.

However, objects can be used in a more structured way to communicate too. We call refer to this as objects of reference. Objects of reference can help a child understand what is happening next.



You can also use photographs as well, as they look like the real thing. We refer to this as photographs of reference.

#### How to use objects and photographs of reference

- Introduce objects and/or photographs to help prepare your child for activities that will be happening next. For example, when it is time for a dinner you might show them a plate and/or photograph of dinner. Let them touch or hold the object or photograph
- When going swimming you might show them arm bands and/or a photograph of the swimming centre
- Be consistent in showing the same object/picture to match that event.





Kind regards,  
The Communication Team





## LEMON Class

It has been another busy week in Lemon Class as our animal themed learning continued. The children loved the story, The Animal Boogie and we have had lots of jungle themed fun through our learning experiences including engaging with an interactive story, creating swinging monkey hand-print pictures and sensory play opportunities including animal hunting and mark making pictures in the sensory tray. We also went to the Orchard Garden and the children were exploring the different animals that they could find in terms of minibeasts by searching under logs and in the soil. Well done for another lovely week Lemons!



## 10H News

10H had a fun time making omelettes in our independent living lesson. Working independently to break eggs into bowls, not onto the counters. Choosing the filling and trying to fold them in half. However, they came out they tasted great. And everyone worked hard cleaning up the kitchen afterwards.



## ALDER Class

This term Alder class have been learning about 'Food, Glorious, Food!' we have been enjoying the sensory story of Goldilocks and The Three Bears and making marks and graphemes within our porridge oats, we have also been playing feeding the oats to the characters within the story and emptying tipping and pouring the oats into different containers, practicing our fine motor skills.



Also, within creative we have been using different media to colour, paint, and print and using different collage materials, to create our bear pictures.



## The Wyre Forest Limitless Cycling Hub



The Wyre Forest Limitless Cycling Hub is,

This Sunday the 28th of April, 11am till 1 pm at Stourport Sports Club.

Bikes and helmets provided, many different types of bikes are available.

Please click link to see  
[Inclusive cycling - Wyre Forest CRC \(wfcrc.org.uk\)](http://wfcrc.org.uk)

Its £5 per rider, a carer can ride for free.  
And we have 2 new bikes!

All disabilities welcomed.

Call Paul for any more Information on 07843020406.



## ORANGE Class



Orange class have had a lovely week so far with lots of different activities and new areas being explored. We've had some lovely Wow moments from our children!

Some of our children can find transitions difficult but this week we have had some children transition amazingly well to different areas of the school.

We are very proud!!



MAY 2024	
6	SCHOOL CLOSED – May Day
10	Reception Parent Support Group - CANCELLED
8	Cerebra Workshop (sleep) 10am -2pm at Russell House
15	Year 7 and above – jobs event (for pupils only)
23	WILLOW, CHERRY, HAWTHORN Stay & Play with Parents 1.30pm
27 May – 31st May HALF TERM	

Please note: all the above dates / times are subject to change.

**Please can we remind all Parents & Carers to keep the school office updated with any change of details, i.e., telephone numbers, addresses, list of contacts. Thank yo**





